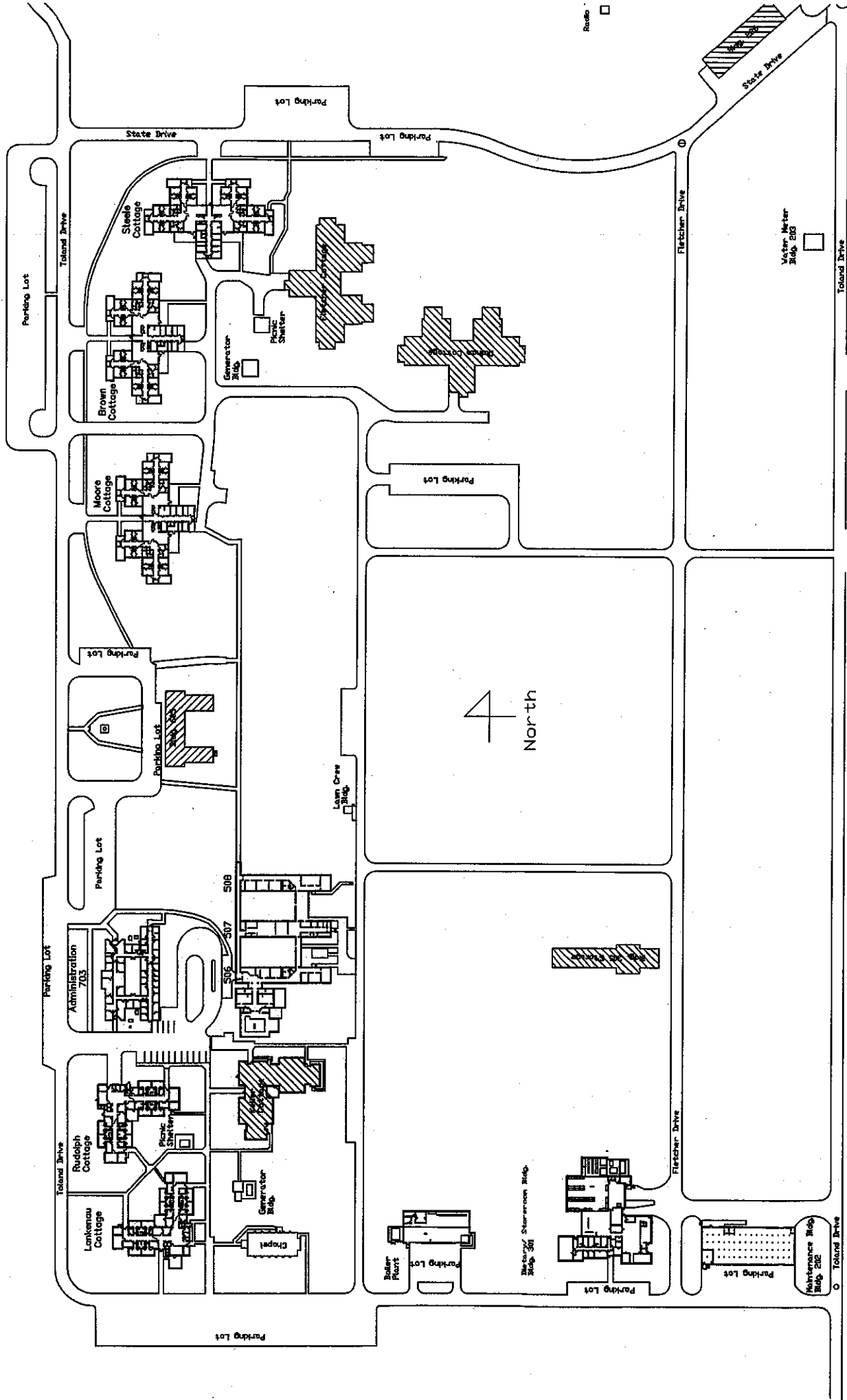


# Cambridge Developmental Center



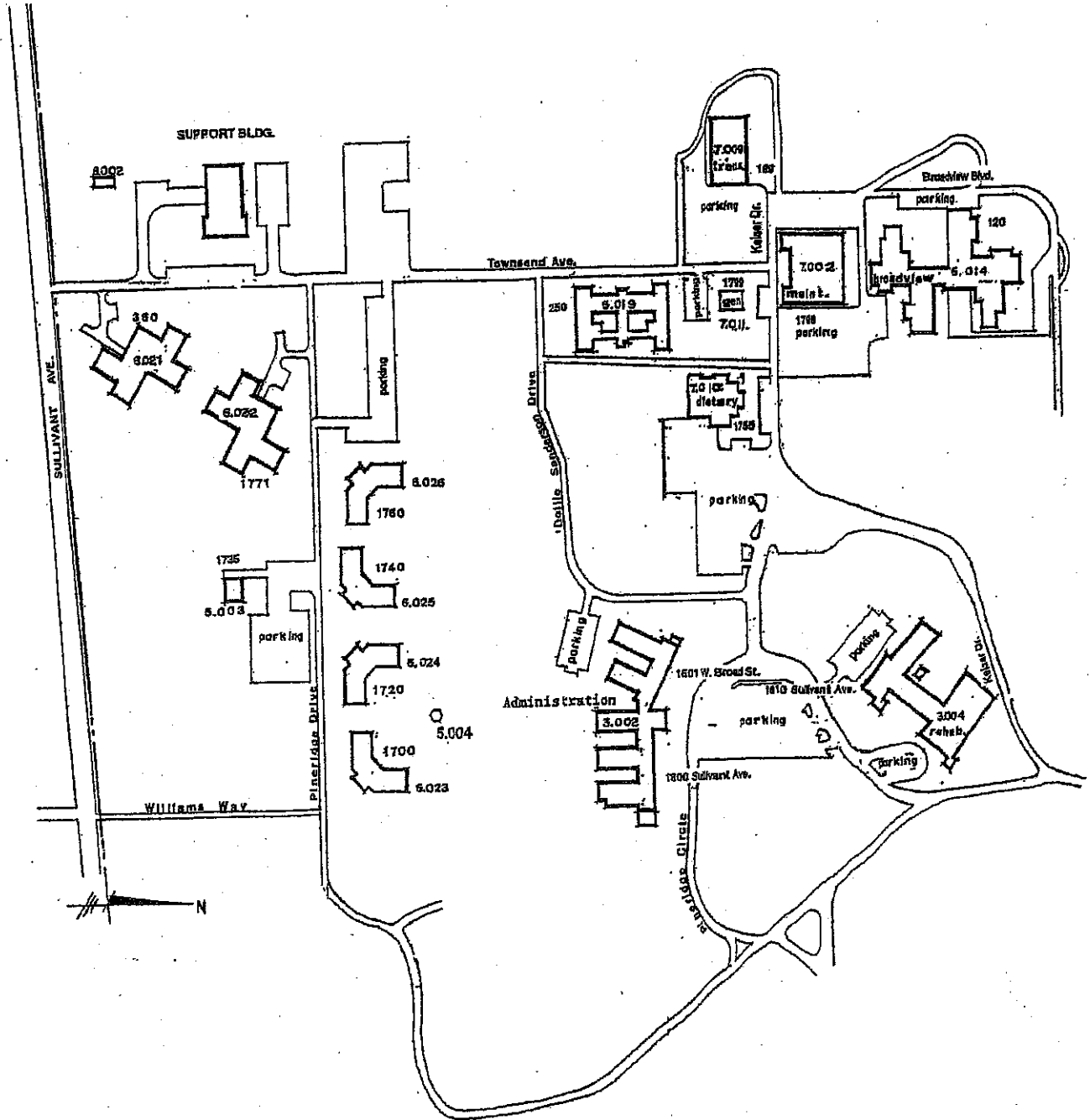
# Cambridge Developmental Center

## Plot Plan Legend

Bldg. Number	Building Title	Building Use	Construction Type	Year Built	Square Feet
3.001	Joy Building	Activity/Voc. Svc.	6C	1941/1950	71,000
6.029	Complex 508	Activity	2B	1942	3,618
6.030	Complex 507	Activity	2B	1942	5,000
6.067	Complex 506	Activity	2B	1942/1998	8,724
6.079	Administration Building	Super. & Admin Staff	7B	1942/1991	9,919
6.086	Rudolph Cottage	Residence	1B	1979	8,542
6.087	Lankenau Cottage	Residence	1B	1979	8,542
6.089	Moore Cottage	Residence	4B	1981	13,076
6.090	Brown Cottage	Residence	4B	1981	13,076
6.091	Steele Cottage	Residence	4B	1981	13,076
7.023	Dietary/Storeroom Bldg. 301	Dietary/Storeroom	2B	1993	16,214
7.024	Heat Plant Bldg. 401	Maintenance	2C	1999	5,479
8.013	Storage Bldg. 202	Storage/Maintenance	2B	1946	8,988
7.012	16 Bed Generator Bldg.	Generator	4B	1981	221
7.022	32 Bed Generator Bldg.	Generator	4B	1981	676
0.900	500 Row Hallway	Activities	2B	1946	2,106
5.005	Chapel Bldg. 501	Vacant	1B	1946	3,093
7.022	Grounds Bldg.	Groundskeeping	3B	1983	143

Legend for Type of Construction	
<b>Wall Construction -</b>	
1	Brick Veneer over wood or steel framing
2	Brick Veneer over masonry back-up
3	Concrete block
4	Wood frame, wood or metal siding
5	Concrete frame
6	Metal frame
7	Stucco over masonry
8	Stone over masonry
<b>Roof Construction -</b>	
A	Flat
B	Sloped shingled
C	Sloped metal
D	Glass & metal
E	Tile or slate

# Columbus Developmental Center



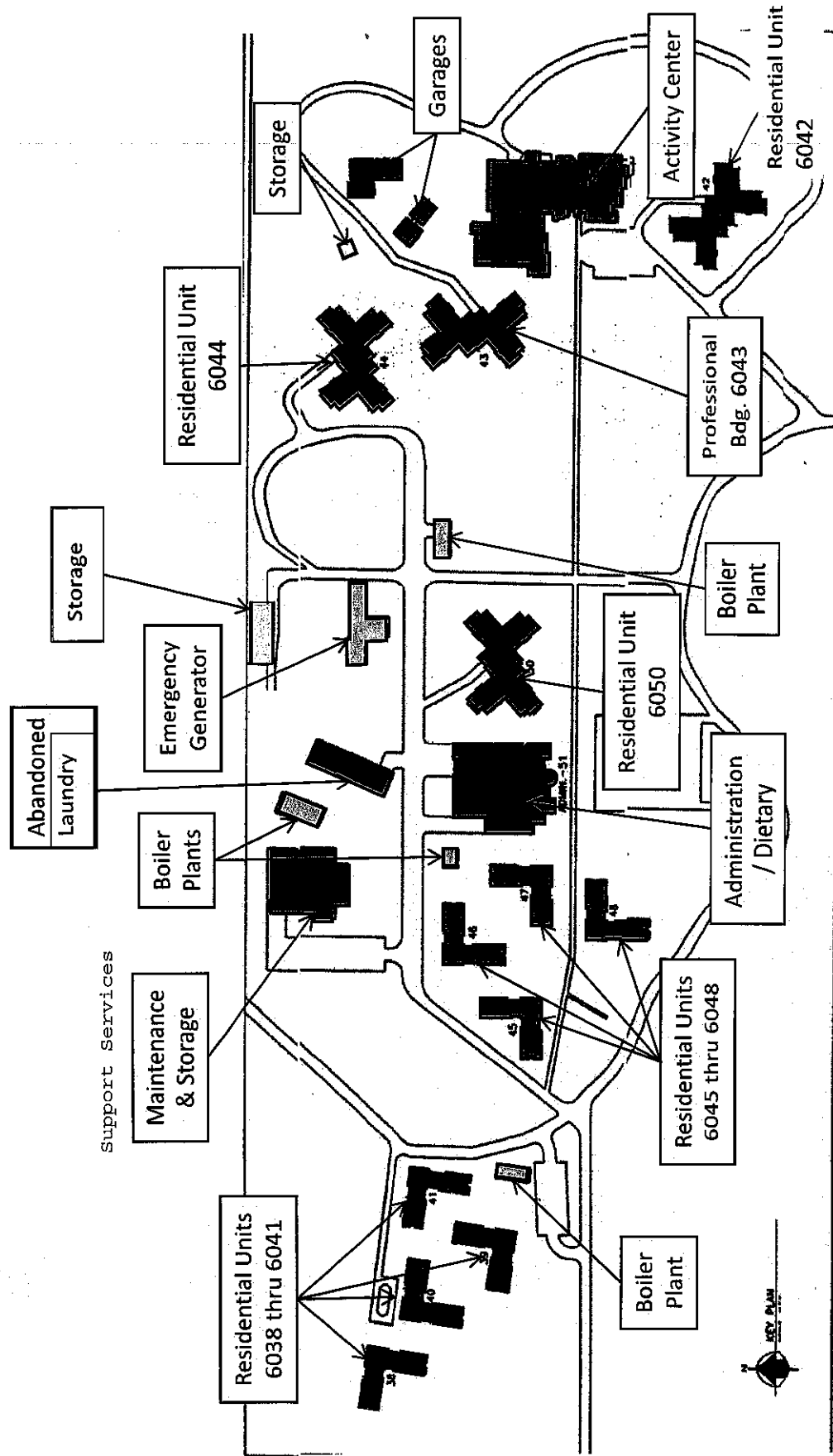
# Columbus Developmental Center

## Plot Plan Legend

Bldg. Number	Building Title	Building Use	Construction Type	Year Built	Square Feet
3.002	Administration	Administrative Offices/Training	2A	1958	70,572
3.004	Rehabilitation Bldg.	Recreation/Offices/Habilitation	2A	1950	38,024
5.003	Picnic Shelter	Picnic Shelter	4B	1992	800
6.014	Broadview Cottage	Residential	2A	1960	35,808
6.019	Carlson Cottage	Residential	3B	1953	18,517
6.022	Parkside Cottage	Residential	3B	1982	13,500
6.021	Cedar Grove	Residential	3B	1982	13,500
6.023	1700 Pineridge Dr.	Residential	2B	1992	9,511
6.024	1720 Pineridge Dr.	Residential	2B	1992	9,511
6.025	1740 Pineridge Dr.	Residential	2B	1992	9,511
6.026	1760 Pineridge Dr.	Residential	2B	1992	9,511
7.002	Maintenance	Maintenance	2A,B	1929	21,441
7.009	Grounds Bldg. & Transportation	Grounds & Transportation	6C	1960	3,880
7.010	Generator Bldg.	Generator	3A	1997	896
7.011	Dietary	Food Service	2B	1997	10,148
7.012	Support Services	Office/Central Storeroom	6C	2004	12,000
8.002	Garage	Storage-VOCA Garage	4B	1950	704

### Legend for Type of Construction

Wall Construction -	
1	Brick Veneer over wood or steel framing
2	Brick Veneer over masonry back-up
3	Concrete block
4	Wood frame, wood or metal siding
5	Concrete frame
6	Metal frame
7	Stucco over masonry
8	Stone over masonry
Roof Construction -	
A	Flat
B	Sloped shingled
C	Sloped metal
D	Glass & metal
E	Tile or slate



# Gallipolis Developmental Center

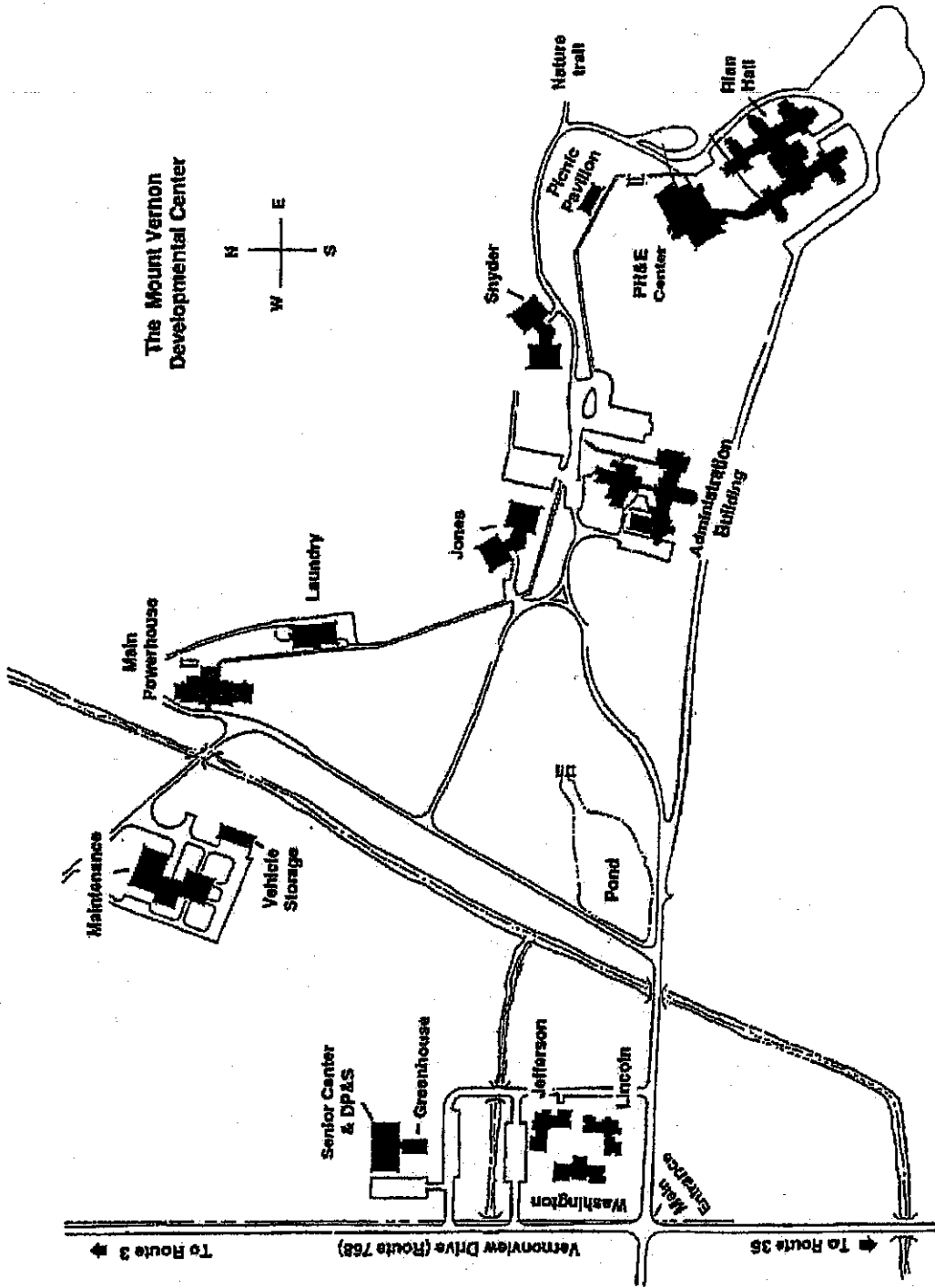
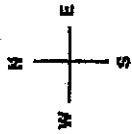
# Gallipolis Developmental Center

## Plot Plan Legend

Bldg. Number	Building Title	Building Use	Construction Type	Year Built	Square Feet
3.007	Habilitation Center (off-site)	Program	7A	1993	7,453
5.002	Activity Center	Activities	2A	1978	43,737
5.004	Camp Ground Shelter	Activities	4B	1982	1,600
5.005	Camp Bathhouse	Activities	4B	1967	750
6.038	6038 Phase I Cottage	Residential	4B	1980	6,743
6.039	6039 Phase I Cottage	Residential	4B	1980	6,743
6.040	6040 Phase I Cottage	Residential	4B	1980	6,945
6.041	6041 Phase I Cottage	Residential	4B	1980	6,945
6.042	6042- 32 Bed Cottage	Residential	4B	1979	13,618
6.043	6043- 32 Bed Cottage	Residential	4B	1979	13,618
6.044	6044- 32 Bed Cottage	Residential	4B	1979	13,618
6.045	6045 Phase II Cottage	Residential	4B	1982	6,734
6.046	6046 Phase II Cottage	Residential	4B	1982	6,734
6.047	6047 phase II Cottage	Residential	4B	1982	6,734
6.048	6048 Phase II Cottage	Residential	4B	1982	6,734
6.050	32 Bed Cottage	Residential	2B	1995	16,400
7.005	Power Plant	Power Plant	8B	1893/1928	5,120
7.008	Laundry	Laundry	2A	1922	23,038
7.010	Maintenance Garage	Storage	1B	1922	1,648
7.011	Maintenance Garage	Storage	4B	1903	1,135
7.014	Dietary/Administration	Food Service/Administration	3A	1977	25,880
7.015	Service Bldg.- Phase I	Boiler House	2B	1980	1,212
7.016	Service Bldg.- Phase II	Boiler House	2B	1982	1,334
7.017	Support Services Bldg.	Maintenance/Storage	2C	1990	17,228
7.018	Boiler House	Boiler House	3B	1994	4,120
7.019	Boiler House	Boiler House	3B	1994	2,848
8.002	Farm Equipment	Storage	4B	1920	3,800
8.014	Salt Shed	Storage	4C	1981	480
8.016	Coal Pad Shelter	Coal Pad Shelter	6C	1978	6,600
8.017	Habilitation Ctr. Storage (off-site)	Storage	4C	1993	870

Legend for Type of Construction	
<b>Wall Construction -</b>	
1	Brick Veneer over wood or steel framing
2	Brick Veneer over masonry back-up
3	Concrete block
4	Wood frame, wood or metal siding
5	Concrete frame
6	Metal frame
7	Stucco over masonry
8	Stone over masonry
<b>Roof Construction -</b>	
A	Flat
B	Sloped shingled
C	Sloped metal
D	Glass & metal
E	Tile or slate

The Mount Vernon  
Developmental Center



# Mount Vernon Developmental Center

## Plot Plan Legend

Bldg. Number	Building Title	Building Use	Construction Type	Year Built	Square Feet
1.001	Administration Bldg.	Administration	2B	1909	31,054
5.001	Physical Hab. & Ed. (PH&E)	Recreation	2A,B	1980	29,448
5.002	Picnic Shelter	Recreation	4B	1987	3,384
5.003	Willow Works	Habilitation	3A,B	1991	13,155
6.010	Washington	Residential	4B	1977	7,300
6.011	Lincoln	Residential	4B	1977	6,400
6.012	Jefferson	Residential	4B	1977	6,400
6.013	Jones	Residential	4B	1979	14,500
6.014	Snyder	Residential	4B	1979	14,500
7.002	Laundry	Laundry	2A,B	1948	12,716
7.003	Power Plant	Power Plant	2B	1909	15,473
7.004	Pole Barn	Storage	4B	1950	800
7.006	Garage	Vehicle Storage	4C	1987	4,000
7.007	Boiler Bldg.	Boiler	2B	1992	400
7.008	Boiler Bldg.	Boiler	2B	1992	2,400
8.004	Salt Barn	Salt Storage	2B	1948	1,320
8.006	Storage/Maint./Dietary	Storage/Maint./Food Service	3,6C	1977	20,532
8.007	Coal Storage Bldg.	Storage	6C	1989	2,608
9.001	Rian Hall	Vacant	2B	1948	118,827

### Legend for Type of Construction

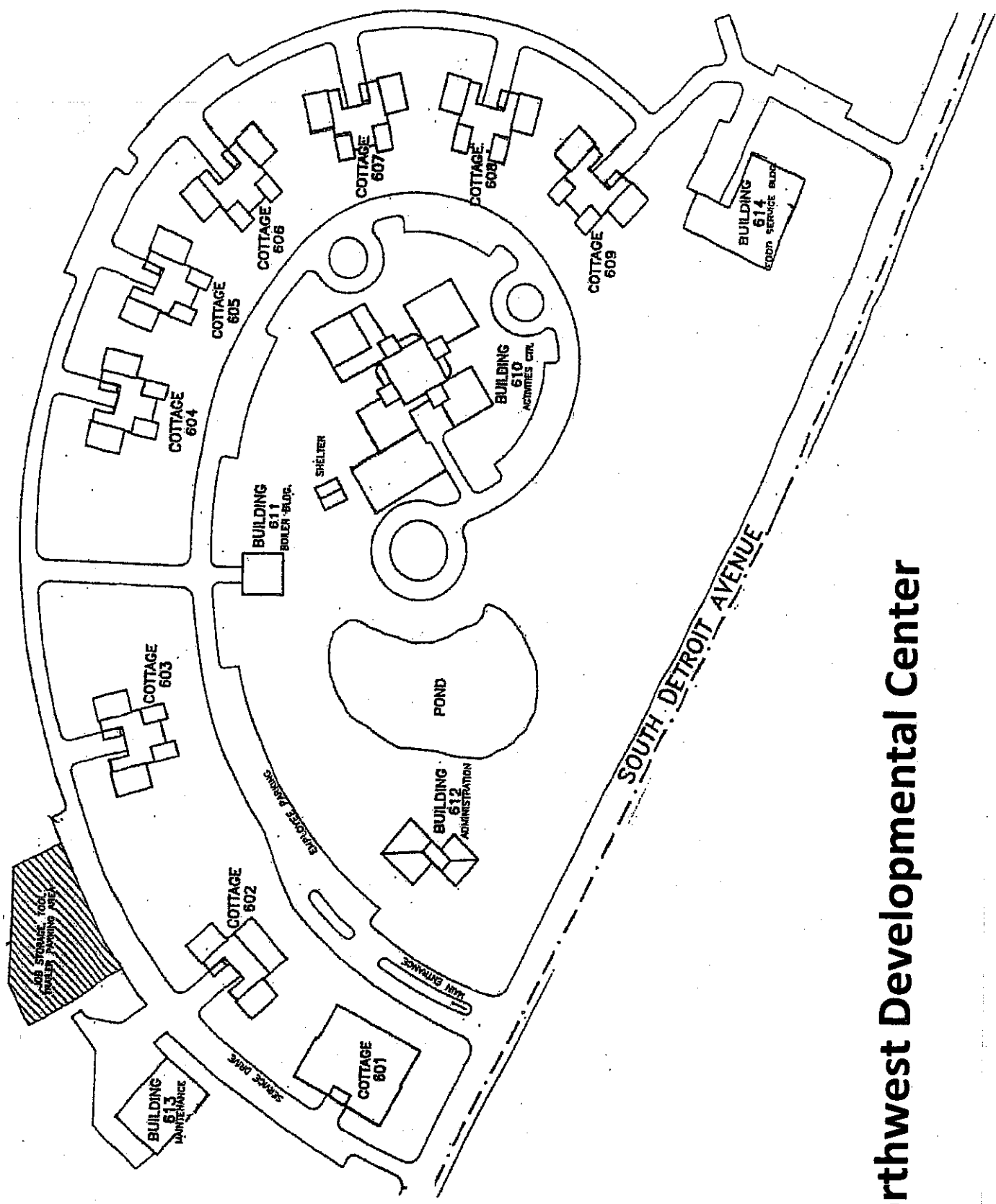
#### Wall Construction -

1	Brick Veneer over wood or steel framing
2	Brick Veneer over masonry back-up
3	Concrete block
4	Wood frame, wood or metal siding
5	Concrete frame
6	Metal frame
7	Stucco over masonry
8	Stone over masonry

#### Roof Construction -

A	Flat
B	Sloped shingled
C	Sloped metal
D	Glass & metal
E	Tile or slate





# Northwest Developmental Center

# Northwest Developmental Center

## Plot Plan Legend

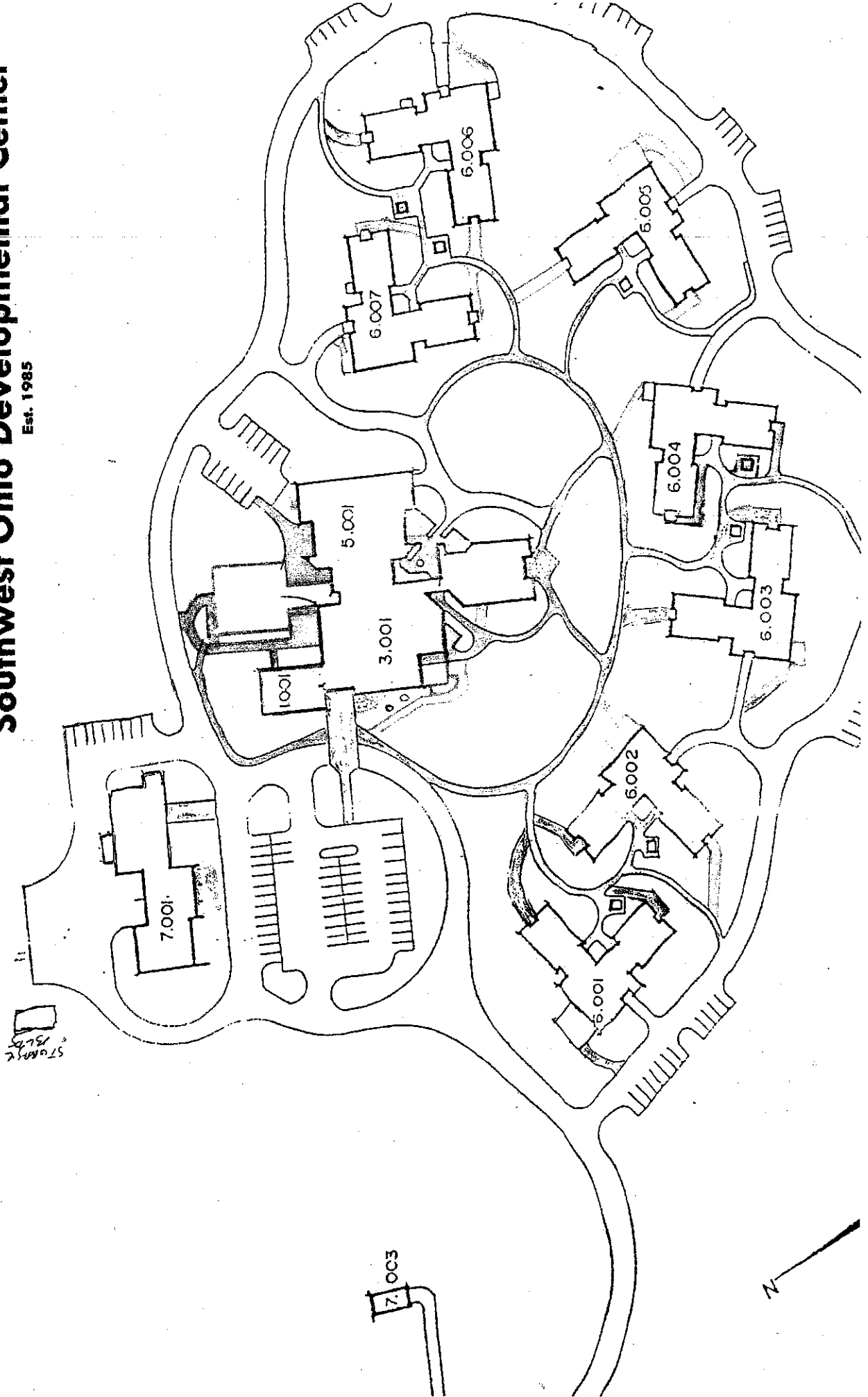
Bldg. Number	Building Title	Building Use	Construction Type	Year Built	Square Feet
1.001	Administration Bldg. 612	Administration	2B,A	1976/2003	8,206
3.001	Activity Bldg. 610	Support Svcs./Habilitation	2A,B	1976/1997	32,604
5.001	Shelter House	Recreation	4B	1986	1,120
6.001	Cottage 601	Residential	2A,B	1978	12,820
6.002	Cottage 602	Residential	2A,B	1976/1998	7,682
6.003	Cottage 603	Residential	2A,B	1976/1998	7,682
6.004	Cottage 604	Residential	2A,B	1976/1998	7,682
6.005	Cottage 605	Residential	2A,B	1976/1998	7,682
6.006	Cottage 606	Residential	2A,B	1976/1998	7,682
6.007	Cottage 607	Residential	2A,B	1976/1998	7,682
6.008	Cottage 608	Residential	2A,B	1976/1998	7,682
6.009	Cottage 609	Residential	2A,B	1976/1998	7,682
7.001	Maint. Bldg. 613	Maintenance/Storage	2A	1982	8,500
7.002	Powerhouse Bldg. 611	Boiler	2A	1976	4,831
7.003	Support Services Bldg. 614	Food Service/Housekeeping	3A	1991	12,200

### Legend for Type of Construction

Wall Construction -	
1	Brick Veneer over wood or steel framing
2	Brick Veneer over masonry back-up
3	Concrete block
4	Wood frame, wood or metal siding
5	Concrete frame
6	Metal frame
7	Stucco over masonry
8	Stone over masonry
Roof Construction -	
A	Flat
B	Sloped shingled
C	Sloped metal
D	Glass & metal
E	Tile or slate

# Southwest Ohio Developmental Center

Est. 1985



# Southwest Developmental Center

## Plot Plan Legend

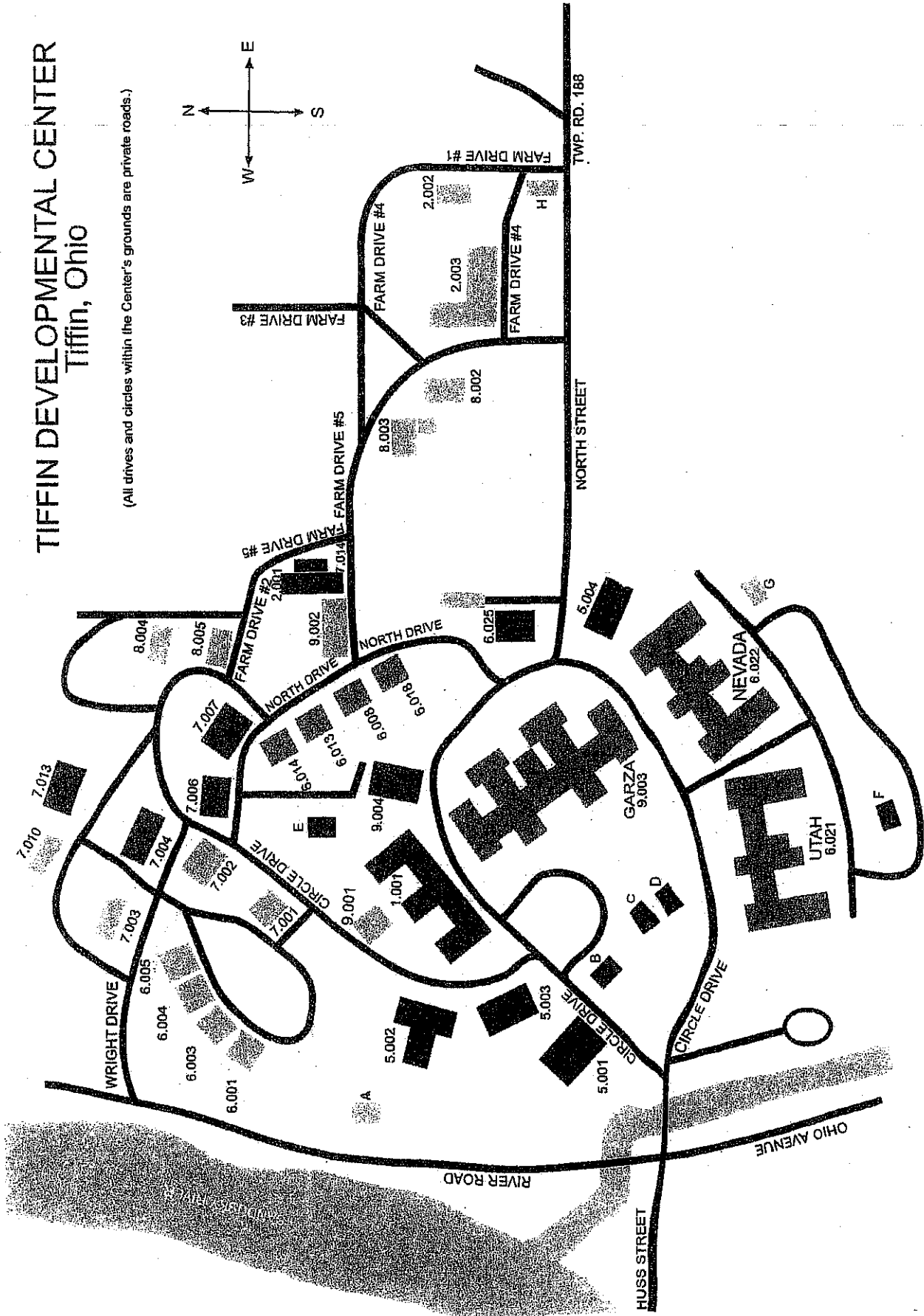
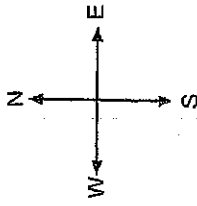
Bldg. Number	Building Title	Building Use	Construction Type	Year Built	Square Feet
1.001	Program Bldg.	Administration	2A,B	1982	4,488
1.002	Field Offices	Administration	2A,B	1982	3,697
3.001	Program Bldg.	Habilitation	2A,B	1982	13,880
5.001	Program Bldg.	Recreation	2A,B	1982	10,715
5.002	Picnic Shelter	Recreation	4B	1989	2,400
6.001	Cottage 100	Residential	2B	1982	8,006
6.002	Cottage 200	Residential	2B	1982	8,006
6.003	Cottage 300	Residential	2B	1982	8,006
6.004	Cottage 400	Residential	2B	1982	8,006
6.005	Cottage 500	Residential	2B	1982	8,006
6.006	Cottage 600	Residential	2B	1982	8,006
6.007	Cottage 700	Residential	2B	1982	8,006
7.001	Support Service Building	Maint/Laundry/Food Service	2A,B	1982	13,553
7.002	Warehouse	Storage	6C	1998	2,400

### Legend for Type of Construction

Wall Construction -	
1	Brick Veneer over wood or steel framing
2	Brick Veneer over masonry back-up
3	Concrete block
4	Wood frame, wood or metal siding
5	Concrete frame
6	Metal frame
7	Stucco over masonry
8	Stone over masonry
Roof Construction -	
A	Flat
B	Sloped shingled
C	Sloped metal
D	Glass & metal
E	Tile or slate

# TIFFIN DEVELOPMENTAL CENTER Tiffin, Ohio

(All drives and circles within the Center's grounds are private roads.)



# Tiffin Developmental Center

## Plot Plan Legend

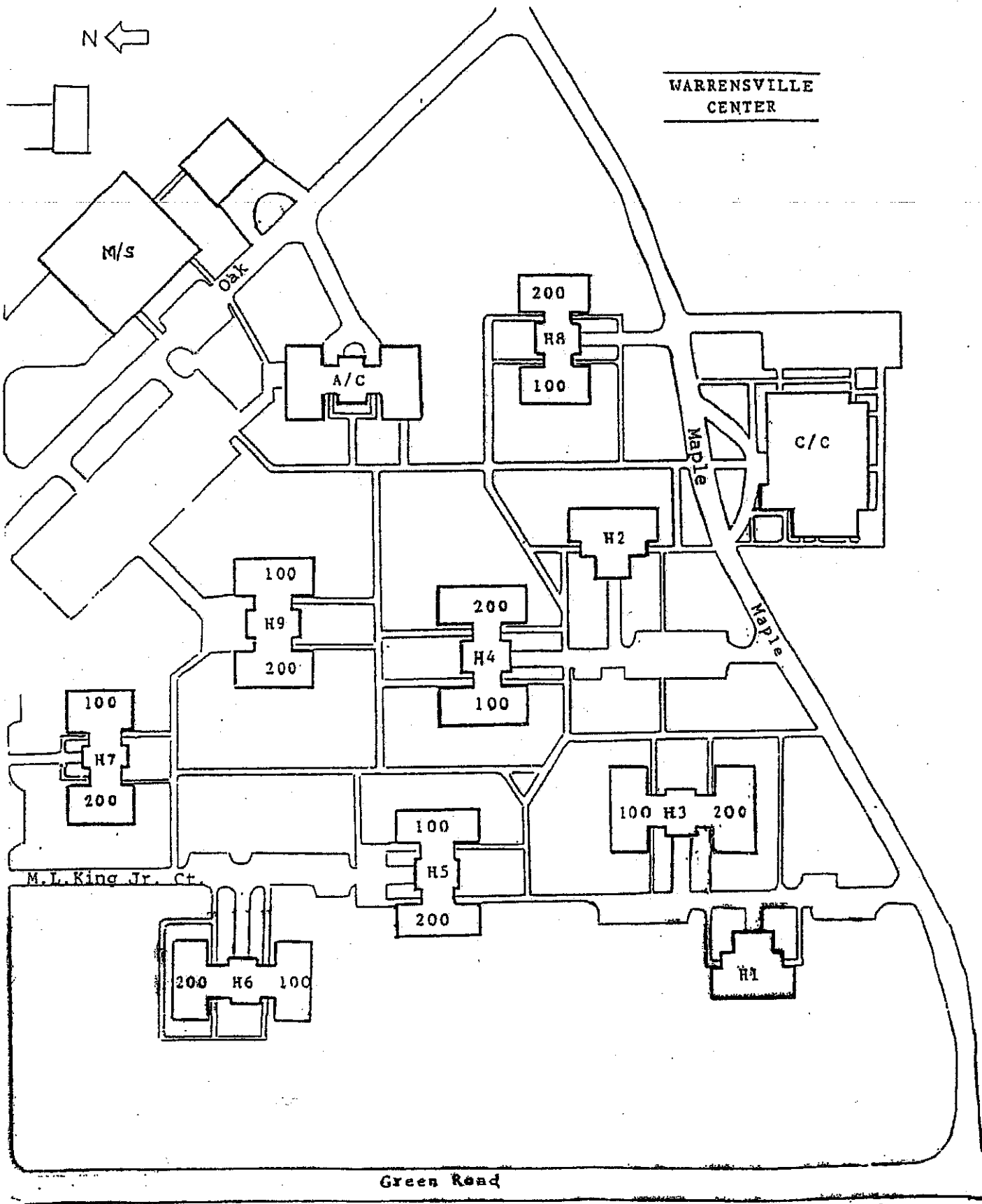
Bldg. Number	Building Title	Building Use	Construction Type	Year Built	Square Feet
1.001	Administration	Administration Offices	2A	1958	18,325
2.001	Greenhouse	Habilitation	6D	1933/1991	9,910
2.003	Farm	Storage	3C	1931	14,150
3.001	Brubaker Vocational	Habilitation	3A	1991	15,152
5.001	Gymnasium	Activity Therapy	2A	1927	8,839
5.002	Pines	Habilitation	2B	1925	6,984
5.004	Ohio Chapel	Religious Services	8B	1926	12,975
6.001	Virginia	Storage	2B	1922	3,964
6.003	Michigan	Faith Clothing Bank	2B	1922	3,848
6.004	Indiana	Storage	2B	1922	3,714
6.005	District of Columbia	APSI, OCSEA Offices	2B	1922	4,018
6.008	Rhode Island	Residential	2B	1922	2,095
6.009	Arkansas	Habilitation	2A	1922	11,833
6.013	Oklahoma	Residential	2B	1922	1,799
6.014	California	Residential	2B	1922	2,283
6.018	Massachusetts	Residential	2B	1922	2,680
6.021	Utah	Residential	3B	1950	17,805
6.022	Nevada	Residential	3B	1948	17,672
6.025	Senior Center (Supt. House)	Habilitation	2B	1921	7,388
7.001	Employee Education (Police)	Staff Development	2B	1922	961
7.002	Environmental Services	Storage	2ABC	1922	4,200
7.003	Cannery	Storage	2B	1926	8,872
7.004	Maintenance Bldg.	Maint. Office & Trade Shops	2A	1926/1947	11,092
7.006	State Store	Shipping & Receiving	2,5A	1920	7,958
7.007	Powerhouse	Boiler & Heating Plant	2A	1950/1996	14,138
7.010	Maintenance	Paint Shop	6C	1953	1,829
7.011	Storage	Storage	6B	1995	600
7.012	M.P. Smith Dietary Bldg.	Food Services	2B	1987	8,000
7.013	Support Bldg.	Storage	6C	1996	10,700
8.002	Farm	Storage	4C	1956	1,936
8.003	Farm	Machine Shop	4C	1956	1,936
9.001	Georgia	Habilitation	2B	1922	2,707
9.002	Medical Clinic	Clinic Bldg./Storage	2A	1958	5,351
9.003	Garza Bldg.	Residential	2A	1958	42,590

### Legend for Type of Construction

Wall Construction -	
1	Brick Veneer over wood or steel framing
2	Brick Veneer over masonry back-up
3	Concrete block
4	Wood frame, wood or metal siding
5	Concrete frame
6	Metal frame
7	Stucco over masonry
8	Stone over masonry
Roof Construction -	
A	Flat
B	Sloped shingled
C	Sloped metal
D	Glass & metal
E	Tile or slate



WARRENSVILLE  
CENTER



M/S

Oak

A/C

200

H8

100

C/C

Maple

H2

Maple

100

H9

200

200

H4

100

100

H7

200

M.L. King Jr. Ct.

100

H5

200

100

H3

200

200

H6

100

H1

Green Road

# Warrensville Developmental Center

## Plot Plan Legend

Bldg. Number	Building Title	Building Use	Construction Type	Year Built	Square Feet
1.001	A/C Admin. Bldg.	Admin Offices/Clinic	2A,B	1978	14,737
5.001	C/C Bldg.	Habilitation	2A,B	1978	43,860
6.001	House 1	Residential	2A,B	1978	7,395
6.002	House 2	Residential	2A,B	1978/1998	7,395
6.003	House 3	Residential	2A,B	1978	14,791
6.004	House 4	Residential	2A,B	1978	14,791
6.005	House 5	Residential	2A,B	1978	14,791
6.006	House 6	Residential	2A,B	1978	14,791
6.007	House 7	Residential	2A,B	1978	14,791
6.008	House 8	Residential	2A,B	1978	14,791
6.009	House 9	Residential	2A,B	1978	14,791
7.001	M-S Bldg.	Maint./Support Services	2A	1978/2000	25,475

### Legend for Type of Construction

Wall Construction -	
1	Brick Veneer over wood or steel framing
2	Brick Veneer over masonry back-up
3	Concrete block
4	Wood frame, wood or metal siding
5	Concrete frame
6	Metal frame
7	Stucco over masonry
8	Stone over masonry
Roof Construction -	
A	Flat
B	Sloped shingled
C	Sloped metal
D	Glass & metal
E	Tile or slate